

# Quick4<sup>®</sup> High Capacity Chambers

The Quick4 High Capacity Chamber fits in a 36" wide trench and is ideal for curved or straight systems. It features the patent-pending Contour Swivel Connection™ which permits turns up to 10°, right or left. The MultiPort™ endcap allows multiple piping options and eliminates pipe fittings. The chamber's four-foot length provides optimal installation flexibility.



Quick4 High Capacity  
MultiPort EndCap



## Benefits

- Advanced contouring connections swivel 10-degrees, right or left
- Latching mechanism allows for quick installation
- Compact nesting provides more trench length in an equivalent stack height
- Four-foot chambers are easy to handle and install
- The Quick4 High Capacity Chamber supports wheel loads of 16,000 lbs/axle with only 12" of cover

## MultiPort Endcap Benefits

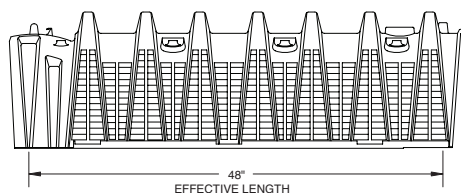
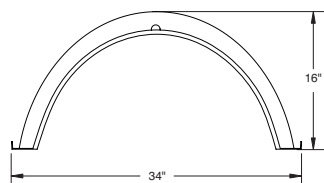
- Eight molded-in inlets/outlets allow for maximum piping flexibility
- Fits on either end of the Quick4 High Capacity Chamber
- Multiple ports eliminate pipe fittings
- MultiPort endcap fits on either end of the chamber

## Quick4 High Capacity Chamber Specifications

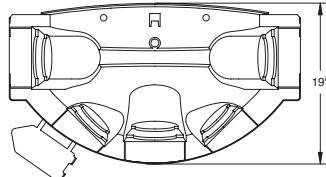
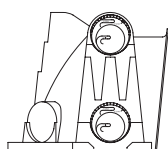
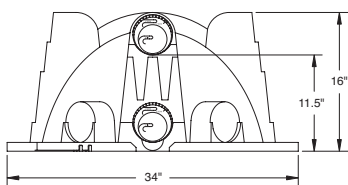
|                         |   |
|-------------------------|---|
| <b>Size</b>             | 34" x 53" x 16" (864 mm x 1346 mm x 406 mm) |
| <b>Effective Length</b> | 48" (1219 mm)                               |
| <b>Louver Height</b>    | 16" (406 mm)                                |
| <b>Storage Capacity</b> | 62 gal (235 L)                              |
| <b>Invert Height</b>    | 11.5" (292 mm)                              |

Contact Infiltrator's Technical Services  
Department for assistance at 1-800-221-4436  
or [info@infiltratorwater.com](mailto:info@infiltratorwater.com)

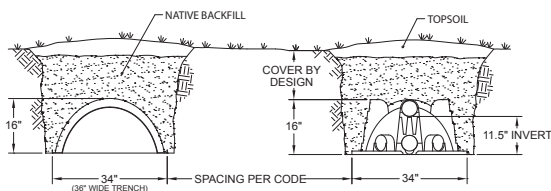
## Quick4 High Capacity Chamber



## Multiport Endcap



## Typical Trench View



Scan QR Code  
for Installation  
Instructions

**Infiltrator**<sup>™</sup>  
Water Technologies  
Part of **ADS**