

# Quick4<sup>®</sup> Standard Chambers

The Quick4 Standard Chamber fits in a 36" wide trench and is ideal for curved or straight systems. It features the patent-pending Contour Swivel Connection™ which permits turns up to 10°, right or left. The MultiPort™ endcap allows multiple piping options and eliminates pipe fittings. The chamber's four-foot length provides optimal installation flexibility.



Quick4 Standard with MultiPort Endcap



## Benefits

- Advanced contouring connections swivel up to 10°, right or left
- Latching mechanism allows for quick installation
- Four-foot chambers are easy to handle and install
- The Quick4 Standard Chamber supports wheel loads of 16,000 lbs/axle with only 12" of cover
- Certified by the International Association of Plumbing and Mechanical Officials (IAPMO)

## MultiPort Endcap Benefits

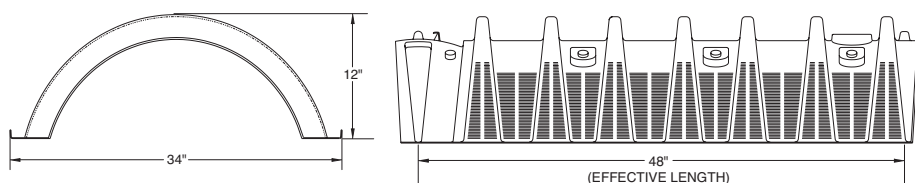
- Eight molded-in inlets/outlets allow for maximum piping flexibility
- Eliminates pipe fittings
- Fits on either end of the Quick4 Standard Chamber

## Quick4 Standard Chamber Specifications

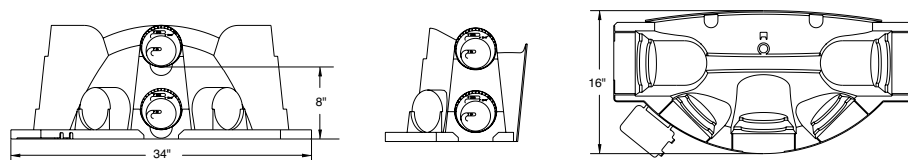
<b>Size</b>	34" x 53" x 12" (864 mm x 1346 mm x 305 mm)
<b>Effective Length</b>	48" (1219 mm)
<b>Storage Capacity</b>	43 gal (163 L)
<b>Louver Height</b>	8" (203 mm)
<b>Invert Height</b>	8" (203 mm)

Contact Infiltrator's Technical Services  
Department for assistance at 1-800-221-4436  
or [info@infiltratorwater.com](mailto:info@infiltratorwater.com)

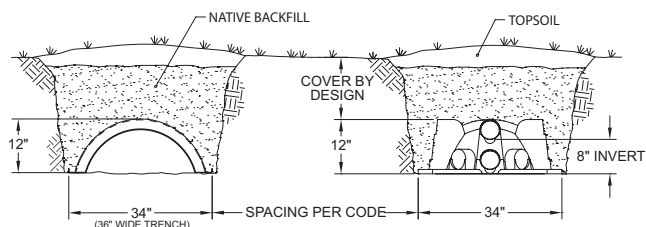
### Quick4 Standard Chamber



### Multiport Endcap



### Typical Trench View



Scan QR Code  
for Installation  
Instructions

**Infiltrator**  
Water Technologies  
Part of **ADS**