

Quick4[®] Equalizer 24 HD

Chambers

The Quick4 Equalizer 24 HD Chamber was designed to provide exceptional strength when used in trench or bed applications. The chamber's enhanced features, which include an increased wall thickness, structural x-ribs and reinforced connection joints, make it one of the strongest Quick4 chambers available today. The Quick4 Equalizer 24 HD Chamber's Contour Swivel Connection permits 10° turns, left or right.



Quick4 Equalizer 24 HD
with MultiPort Endcap



Benefits

- Continuous structural x-ribs on the chamber dome and underside corrugations provide extra support
- Advanced contouring connections swivel up to 10°, right or left
- Latching mechanism allows for quick installation
- Four-foot chambers are easy to handle and install
- The Quick4 Equalizer 24 HD Chamber supports wheel loads of 16,000 lbs/axle with only 12" of cover

MultiPort Endcap Benefits

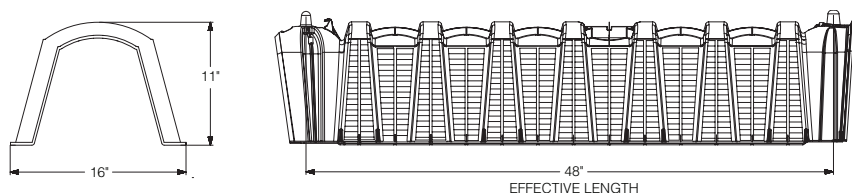
- Six molded-in inlets/outlets allow for maximum piping flexibility
- Eliminates pipe fittings
- Fits on either end of the Quick4 Equalizer 24 HD Chamber

Quick4 Equalizer 24 HD Chamber Specifications

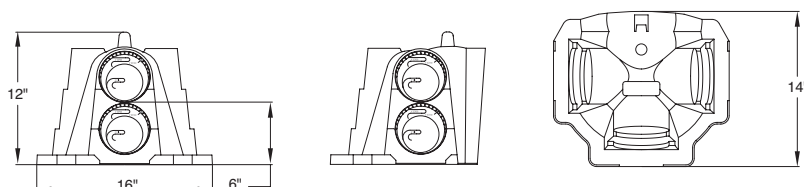
Size	16"W x 53"L x 11"H (406 mm x 1346 mm x 279 mm)
Effective Length	48" (1219 mm)
Storage Capacity	21 gal (79 L)
Invert Height	6" (152 mm)

Contact Infiltrator's Technical Services
Department for assistance at 1-800-221-4436
or info@infiltratorwater.com

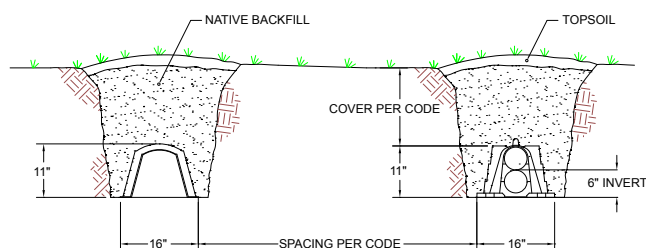
Quick4 Equalizer 24 HD Chamber



Multiport Endcap



Typical Trench View



Scan QR Code
for Installation
Instructions

Infiltrator[™]
Water Technologies
Part of **ADS**