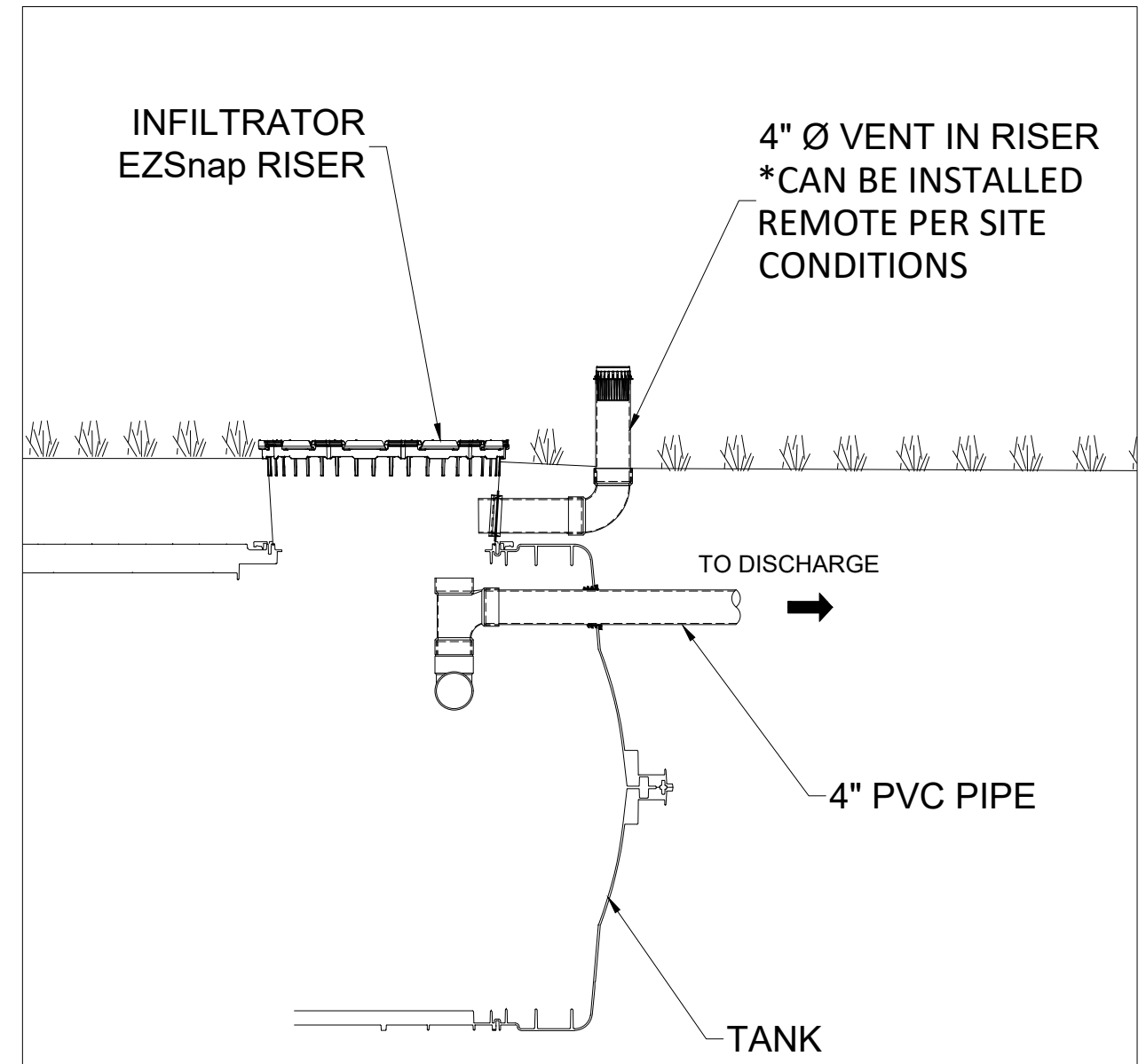
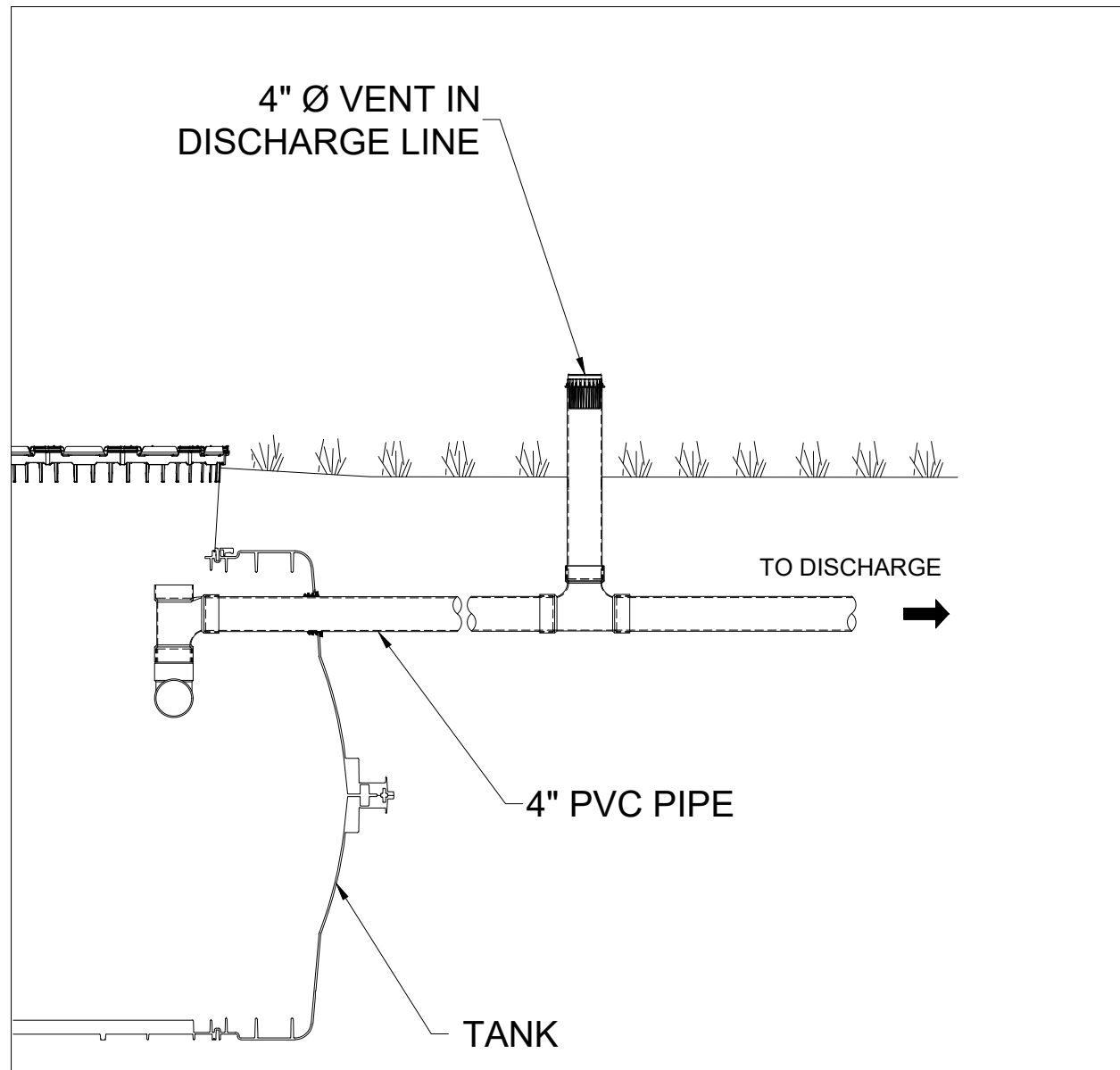


OPTIONAL VENT LOCATIONS:




NOTES:

1. VENT TO BE LOCATED AFTER, OR AT THE OUTLET END OF THE TREATMENT SYSTEM.
2. VENT PIPE SIZE TO BE 4", IF SMALLER RISERS ARE INSTALLED THEN A 2 OR 3" PIPE MAY BE INSTALLED TO FIT THE RISER VERTICAL CLEARANCE, THEN TRANSITION THE VENT PIPING BACK TO A 4" DIAMETER.

PRELIMINARY

NO.	DATE	INITIALS	DESCRIPTION



Delta Treatment Systems, LLC
An Infiltrator Water Technologies Company

COPYRIGHT (C) 2021 DELTA TREATMENT SYSTEMS, LLC (DTS). INFORMATION CONTAINED HEREIN IS CONFIDENTIAL AND IS THE PROPERTY OF DTS. NO PART OF THIS DRAWING SHALL BE REPRODUCED, DISTRIBUTED, DISCLOSED, OR USED BY ANY PERSON OR ORGANIZATION, IN WHOLE OR IN PART, WITHOUT THE PRIOR WRITTEN PERMISSION OF DTS. THIS INFORMATION IS BASED ON SPECIFIC INPUT PARAMETERS AND IS FOR BUDGETARY OR PRELIMINARY USE ONLY. USE AND INTERPRETATION OF THIS INFORMATION AND DETERMINING THE APPLICABILITY TO A SPECIFIC PROJECT IS AT THE SOLE DISCRETION OF THE USER AND/OR THE ENGINEER OF RECORD.

VENT LOCATION OPTIONS	
ECOPOD	

HORIZ. SCALE 1:20 VERT. SCALE 1:20 DRAWN BY E.Aiv DRAWING NO. C1.0	PROJECT NO. N/A DATE 04/19/2022 DESIGNED BY XXX SHEET NO. 01 of 01
---	---