


GIT-Tank

GIT-1530 Grease Interceptor

Infiltrator's GIT-1530 is the industry's first injection molded gravity grease interceptor. The design allows for a simplified installation of a highly durable below grade interceptor solution. A fiberglass infused body improves durability beyond standard thermoplastic tanks. A dual-wall baffle creates a two-compartment solution that prevents solids and FOG from shortcircuiting across the interceptor. AASHTO H20 traffic rated installations possible with the use of a steel-reinforced concrete slab. See the next page for details.



**DUAL-WALL
BAFFLE**

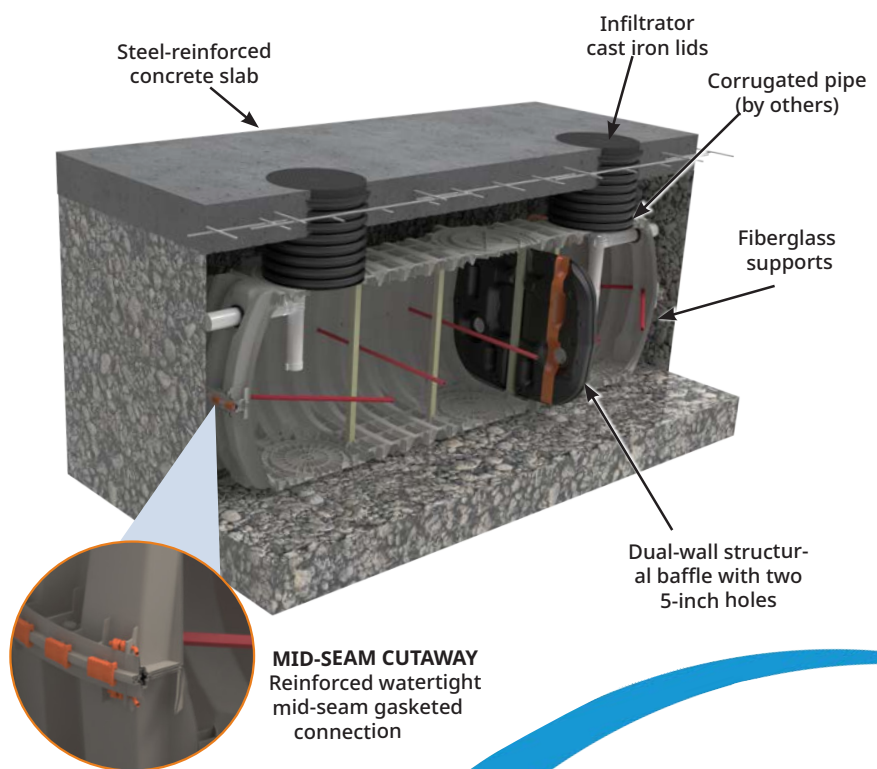


Traps and separates FOG, preventing it from clogging wastewater infrastructure

Benefits

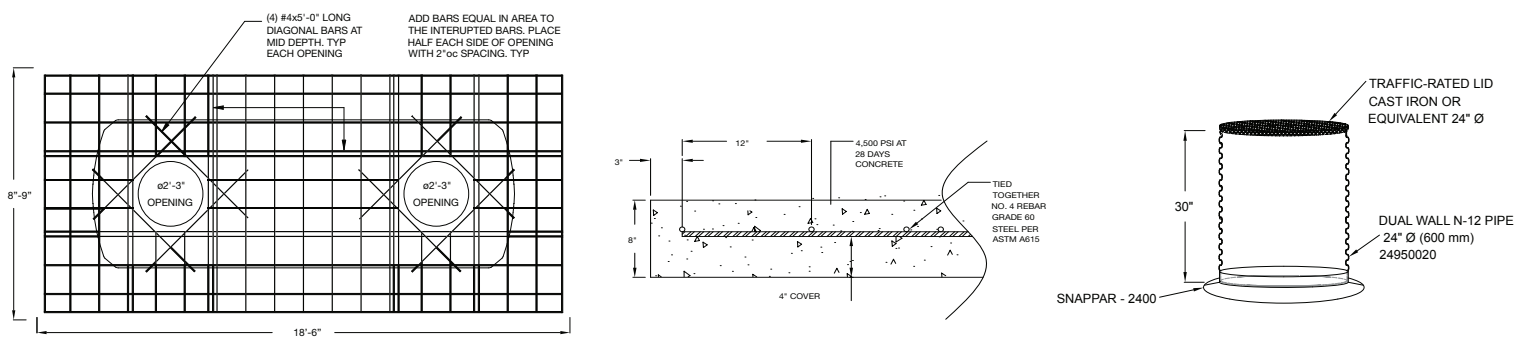
- Structural corrugations and fiberglass supports enable a low profile design ideal for below grade installations
- Molded with fiberglass-filled polypropylene that increases durability and corrosion resistance
- Lightweight thermoplastic design allows for quick and easy job site delivery and installation
- A continuous-loop gasketed mid-seam connection is secured by permanent clips producing a watertight seal between interceptor halves
- Burial depths can range between 6-inches and 48-inches depending on the installation type
- Dual-wall baffle creates a two-compartment interceptor that prevents fats, oils, and grease (FOG) from short-circuiting across the interceptor
- Traffic-rated AASHTO H-20 design requires steel-reinforced concrete slab
- Traffic rated risers can be achieved with cast iron lids and Infiltrator's pipe adapter ring. Non-traffic rated installations may use Infiltrator's EZnsap risers

GIT-1530 TRAFFIC INSTALLATION



Infiltrator
Water Technologies
Part of **ADS**

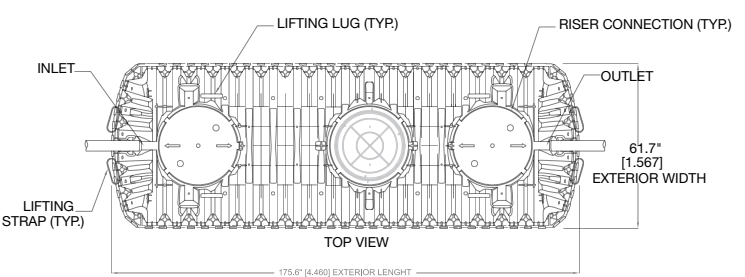
GIT-1530 General Specifications and Illustrations



AASHTO H-20 TRAFFIC LOADING DESIGN REQUIREMENTS

Must be installed and backfilled in accordance with the Infiltrator Grease Interceptor General Installation Instructions

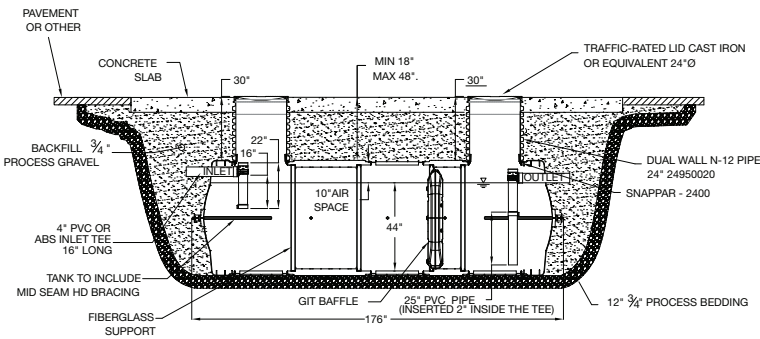
For shallow ground water conditions where buoyancy control is necessary reference the Infiltrator IM- and CM-Series Tank Buoyancy Control Guidance



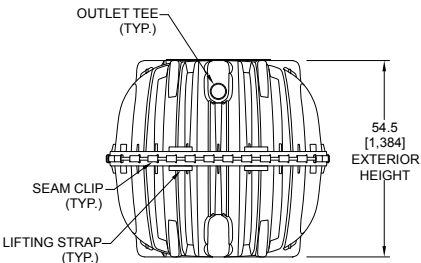
GIT-1530	
Total Liquid Capacity	1,787 gal (6,765 L)
Working Liquid Capacity	1,537 gal (5,818 L)
FOG Capacity	192 gal (1,400 lbs)*
Airspace	16.9%
Length	176" (4460 mm)
Width	62" (1567 mm)
Height	55" (1384 mm)
Liquid Level	44" (1118 mm)
Invert Drop	3" (76 mm)
Fiberglass Supports	11
Compartments	2
Maximum Traffic Burial Depth	48" (1219 mm)
Minimum Traffic Burial Depth	18" (457 mm)
Minimum Non-Traffic Burial Depth	6" (152 mm)
Maximum Pipe Diameter	4" (100 mm)
Weight	570 lbs (256 kg)

*Calculation based on 25% rule of Working Capacity

TOP VIEW



SIDE VIEW



END VIEW

Contact Infiltrator's Technical Services Department for assistance at 1-800-221-4436 or info@infiltratorwater.com