

IM-Tanks

IM-540

The Infiltrator IM-540 is a lightweight strong and durable septic/pump tank. This watertight tank design is offered with Infiltrator's line of custom-fit risers and heavy-duty lids. Infiltrator injection molded tanks provide a revolutionary improvement in plastic tank design, offering long-term exceptional strength and watertightness.



IM-540

Benefits



Strong injection molded polypropylene construction



Lightweight plastic construction and inboard lifting lugs allow for easy delivery and handling



Integral heavy-duty green lids that interconnect with the EZsnap riser and pipe riser solutions



Structurally reinforced access ports eliminate distortion during installation and pump-outs



Reinforced structural ribbing offers additional strength



Can be installed with 6" to 48" of cover



Can be pumped dry during pump-outs



Suitable for use as a pump tank or rainwater (non-potable) tank



No special installation, backfill or water filling procedures are required




No special water filling requirements are necessary





The tank may be backfilled with suitable native soil.

TANK CUTAWAY



MID-SEAM CUTAWAY
Reinforced water tight mid-seam gasketed connection



HEAVY DUTY LID CUTAWAY
Reinforced 24" structural access port baffkw

 **Infiltrator**
Water Technologies
Part of **ADS**

infiltratorwater.com • (800) 221-4436

IM-540 General Specifications and Illustrations

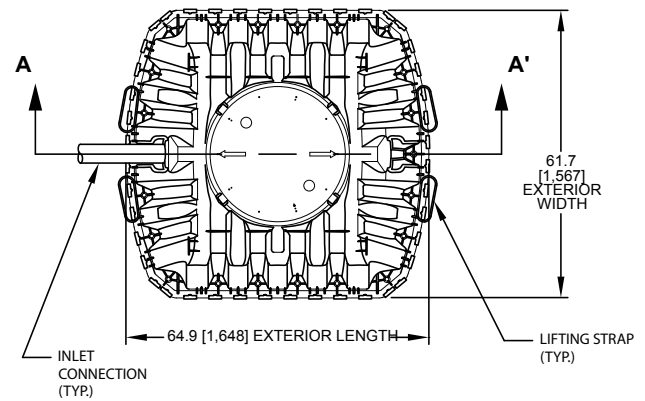
The IM-540 is an injection molded two piece mid-seam plastic tank. The IM-540 injection molded plastic design allows for a mid-seam joint that has precise dimensions for accepting an engineered EPDM gasket. Infiltrator's gasket design utilizes technology from the water industry to deliver proven means of maintaining a watertight seal.

The two-piece design is permanently fastened using a series of non-corrosive plastic alignment dowels and locking seam clips. The IM-540 is assembled and sold through a network of certified Infiltrator distributors.

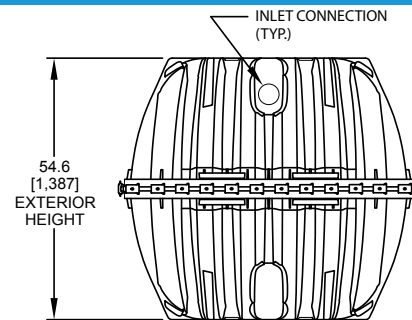
Must be backfilled and installed in accordance with Infiltrator Water Technologies, Infiltrator IM-Series Septic Tank General Installation Instructions and for shallow ground water conditions reference the Infiltrator IM-Series Tank Buoyancy Control Guidance.

Please visit www.infiltratorwater.com for the latest information.

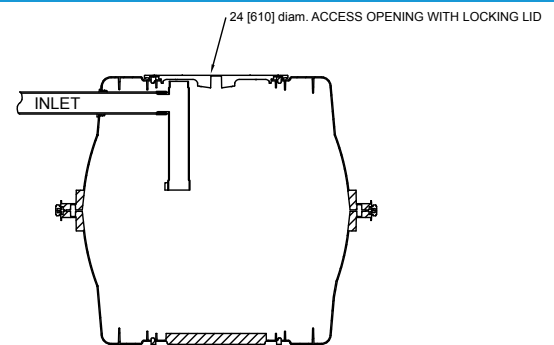
IM-540	
Total Capacity	552 gal (2090 L)
Length	64.9" (1648 mm)
Width	61.7" (1567 mm)
Height	54.6" (1387 mm)
Maximum Burial Depth	48" (1219 mm)
Minimum Burial Depth	6" (152 mm)
Maximum Pipe Diameter	4" (100 mm)
Weight	169 lbs (77 kg)



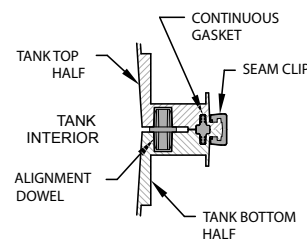
TOP VIEW



SIDE VIEW



END VIEW



MID-HEIGHT SEAM SECTION

Contact Infiltrator's Technical Services Department for assistance at 1-800-221-4436 or info@infiltratorwater.com