

## Quick4 Equalizer® 36 and Quick4 Plus Equalizer 36 LP Chambers in New York

The Quick4 Equalizer 36 and Quick4 Plus Equalizer 36 Low Profile (LP) chambers can be installed as a drainfield media under Appendix 75-A of Title 10 NYCRR. Both chambers are 22 inches wide, and can be installed in a 24-inch-wide trench. Both chamber models offer advanced contouring capability with Infiltrator's Contour Swivel Connection™, as well as end cap systems that provide a variety of inletting options. Illustrations of each chamber model are provided below. Both chambers can be installed with a minimum 6 inches of soil cover over the chamber dome in non-traffic applications.

The required trench length for the 12-inch-high Quick4 Equalizer 36 can be reduced by 25% compared to the length of a 2-foot-wide gravel trench. The 8-inch-high Quick4 Plus Equalizer 36 LP chamber can be installed at a 1:1 ratio with the length of a 2-foot-wide gravel trench. Tables 1 and 2 below provide chamber system sizing guidance based on the February 3, 2010 amendments to Appendix 75-A of Title 10 NYCRR.

### QUICK4 EQUALIZER® 36 CHAMBER

The 2010 Appendix 75-A amendments recognize that certain gravelless absorption system products provide increased infiltration surface area for wastewater treatment in soil absorption areas. The 12-inch-high Quick4 Equalizer 36 chamber qualifies for the 25% absorption trench length reduction allowed in the amended Appendix 75-A, as shown in Table 1.

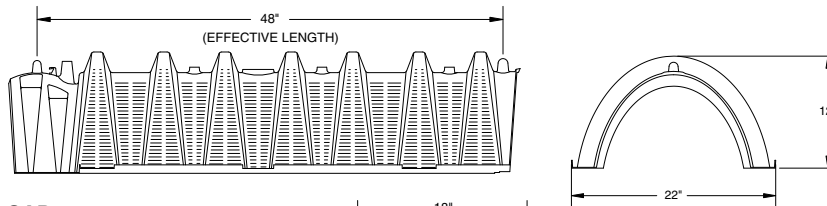
#### Nominal Specifications

Size (W x L x H)	22" x 53" x 12"
Effective Length	48"
Invert Height	6"



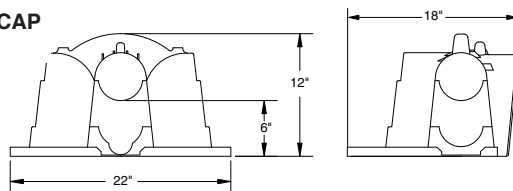
#### QUICK4 EQUALIZER 36 SIDE AND END VIEWS

(Not to scale)



#### MULTIPORT END CAP

(Not to scale)



### QUICK4 EQUALIZER® 36 SIZING IN NEW YORK

TABLE 1: 12-INCH-HIGH QUICK4 EQUALIZER 36 CHAMBER SIZING CHART FOR A 25% TRENCH LENGTH REDUCTION

Percolation Rate (min/in)	Application Rate (gpd/sf)	Number of Bedrooms									
		2		3		4		5		Each Additional	
		220 GPD		330 GPD		440 GPD		550 GPD		110 GPD	
		Min. Trench Length (ft)	Min. # of Chambers	Min. Trench Length (ft)	Min. # of Chambers	Min. Trench Length (ft)	Min. # of Chambers	Min. Trench Length (ft)	Min. # of Chambers	Min. Trench Length (ft)	Min. # of Chambers
1-5	1.2	69	18	104	26	138	35	172	43	35	9
6-7	1.0	83	21	124	31	165	42	207	52	42	11
8-10	0.9	92	23	138	35	184	46	230	58	46	12
11-15	0.8	104	26	155	39	207	52	258	65	52	13
16-20	0.7	118	30	177	45	236	59	295	74	59	15
21-30	0.6	138	35	207	52	275	69	344	86	69	18
31-45	0.5	165	42	248	62	330	83	413	104	83	21
46-60	0.45	184	46	275	69	367	92	459	115	92	23

See notes on reverse side.

## QUICK4 PLUS EQUALIZER® 36 LP CHAMBER

The 8-inch-high Quick4 Plus Equalizer 36 Low Profile chamber can be installed at equivalent length to a 2-foot-wide aggregate trench under the amended Appendix 75-A, with minimum sizing provided in Table 2. The Quick4 Plus Equalizer 36 LP chamber provides design advantages when limitations on vertical separation distance are present at a site, and moves the infiltrative surface closer to the more biologically active soil horizons near the ground surface.

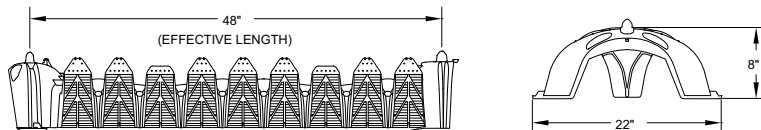
### Nominal Specifications

Size (W x L x H)	22" x 53" x 8"
Effective Length	48"
Invert Height	3.3" and 9"



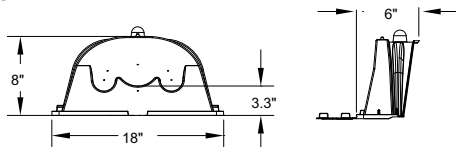
### QUICK4 PLUS EQUALIZER 36 LP SIDE AND END VIEWS

(Not to scale)



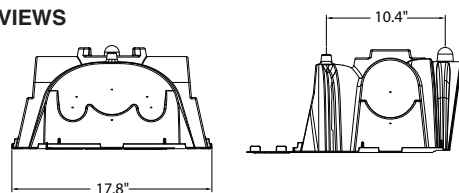
### QUICK4 PLUS END CAP

(Not to scale)



### SIDE AND END VIEWS

(Not to scale)



## QUICK4 PLUS EQUALIZER® 36 LOW PROFILE (LP) SIZING IN NEW YORK

TABLE 2: 8-INCH-HIGH QUICK4 PLUS EQUALIZER 36 LOW PROFILE CHAMBER SIZING CHART FOR 1:1 SIZING WITH A 2-FT-WIDE AGGREGATE TRENCH

Percolation Rate (min/in)	Application Rate (gpd/sf)	Number of Bedrooms									
		2		3		4		5		Each Additional	
		220 GPD		330 GPD		440 GPD		550 GPD		110 GPD	
		Min. Trench Length (ft)	Min. # of Chambers	Min. Trench Length (ft)	Min. # of Chambers	Min. Trench Length (ft)	Min. # of Chambers	Min. Trench Length (ft)	Min. # of Chambers	Min. Trench Length (ft)	Min. # of Chambers
1-5	1.2	92	23	138	35	184	46	230	58	46	12
6-7	1.0	110	28	165	42	220	55	275	69	55	14
8-10	0.9	123	31	184	46	245	62	306	77	62	16
11-15	0.8	138	35	207	52	275	69	344	86	69	18
16-20	0.7	158	40	236	59	315	79	393	99	79	20
21-30	0.6	184	46	275	69	367	92	456	115	92	23
31-45	0.5	220	55	330	83	440	110	550	138	110	28
46-60	0.45	245	62	367	92	489	123	612	153	123	31

Notes for Table 1 and 2:

1. Apart from the sizing shown above, all Appendix 75-A design requirements for absorption trench systems are applicable.
2. Trench length data shown above do not include length of end caps.
3. Each pair of Quick4 Equalizer 36 Multiport End Caps is 2.1 feet in length.
4. For the Quick4 Plus Equalizer 36 Low Profile chamber, the following end cap lengths apply:
  - Single Quick4 Plus All-in-One Endcap installed at the end of a trench = 1.1 feet
  - Single Quick4 Plus All-in-One Endcap installed mid-line chamber row = 0.9 feet
  - Single Quick4 Plus Endcap installed at end of trench = 0.4 feet
5. The 25% trench length reduction allowance is not permitted within New York City water supply watershed.